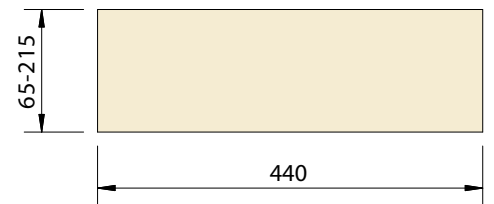
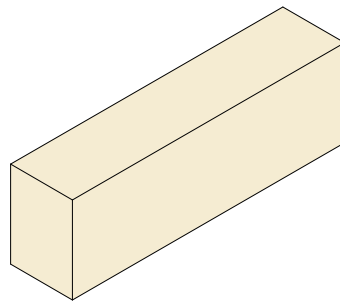


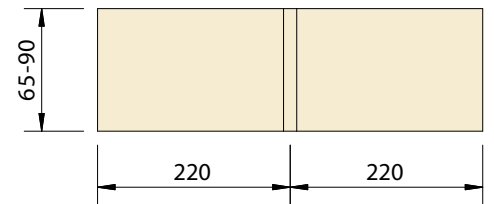
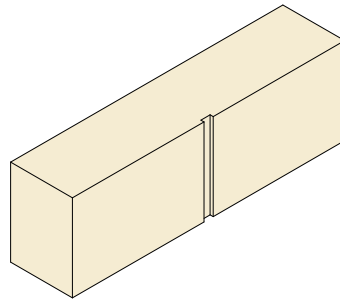
Walling Stone



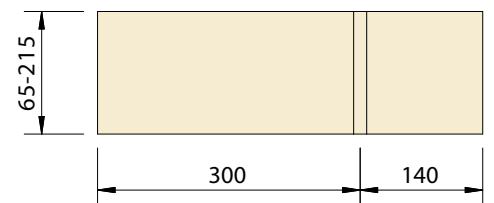
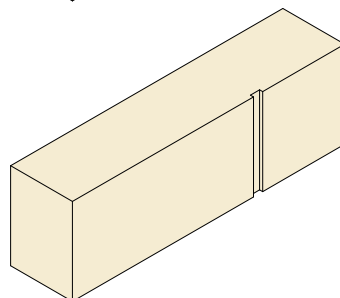
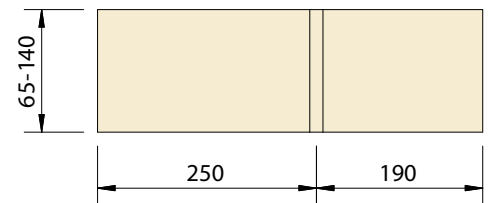
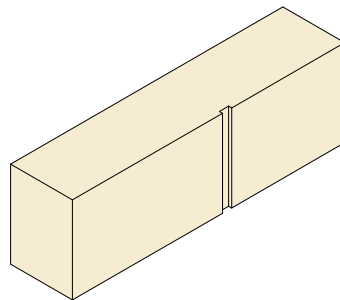
Draggedstone



Chiselstone



Masonstone



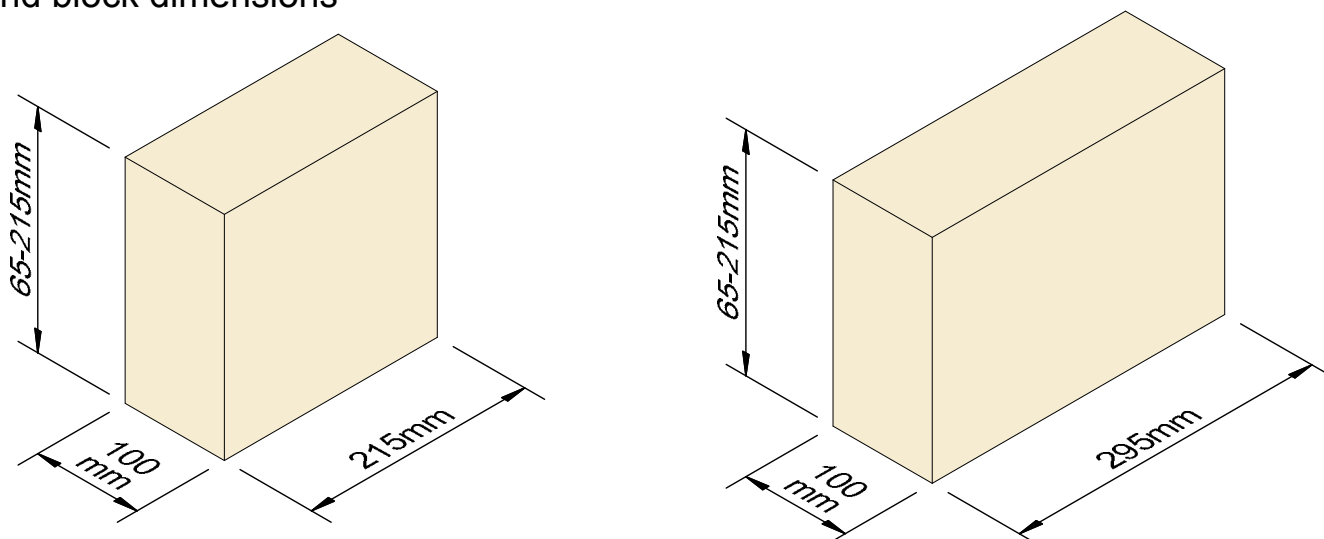
False Joint Positions for
Block Sizes Shown

The stones are single faced and available in a range of colours.

Block Name	Block Size (mm)	Number per sq m (Rounded up)	Number per m/run
Chiselstone Draggedstone Masonstone	440 x 100 x 65	30	2.22
	440 x 100 x 90	22	2.22
	440 x 100 x 115	18	2.22
	440 x 100 x 140	15	2.22
	440 x 100 x 215	10	2.22

		No. per m rise	
End Blocks (all types)	215/295 x 100 x 65	13	
	215/295 x 100 x 90	10	
	215/295 x 100 x 115	8	
	215/295 x 100 x 140	7	
	215/295 x 100 x 215	4	

End block dimensions



The blocks available are as follows:

Standard Blocks

Made using a 2-part mix. A backing mix and a fine stone facing mix for the front face. The facing mix includes a waterproofing agent which reduces moisture penetration.

All Through Facing Blocks

Manufactured entirely from the facing mix, these stones have two smooth ends in the facing colour.

End or Corner Blocks

Made entirely from the facing mix, one end is textured to match the front face.